Terms of Use:

All rights reserved. No part of this printable packet may be reproduced, stored in a retrieval system, or transmitted in any form by any means – electronic, mechanical, photo-copies, recording, or otherwise – without prior permission of the publisher, except as provided by US copyright law.

Copyright ©Wondermom Wannabe

You are permitted to use this file for your personal use only. You may download the file to your own computer and print it as many times as you need for your own use. You may not edit or share the file. You may not store this on any website, forum, or other online venue. Do not present this file as your own creation. Do not resell or distribute to other people.

Questions or Concerns:

corinne@wondermomwannabe.com

Back to School

B I N G O

		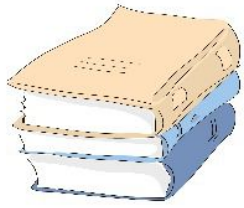		
				
				

Back to School

B I N G O

		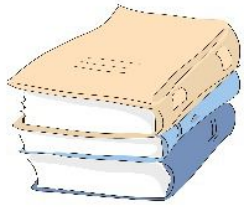		
				
				
				
				

Back to School

B I N G O

	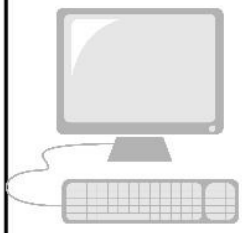	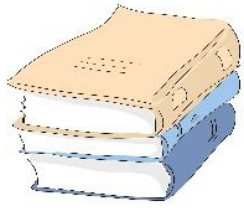		
				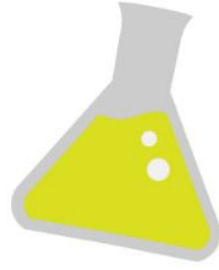
				
				

Back to School

B I N G O

		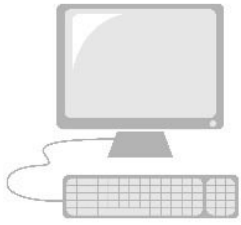		
	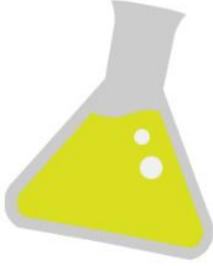			

Back to School

B I N G O

				
		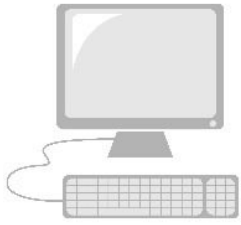	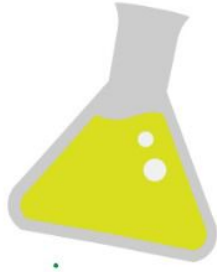	
				
				
	highlighter	BACK TO SCHOOL		

Back to School

B I N G O

				
			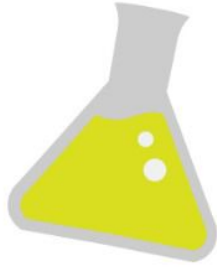	
				

BACK TO SCHOOL





SCHOOL bus



Milk



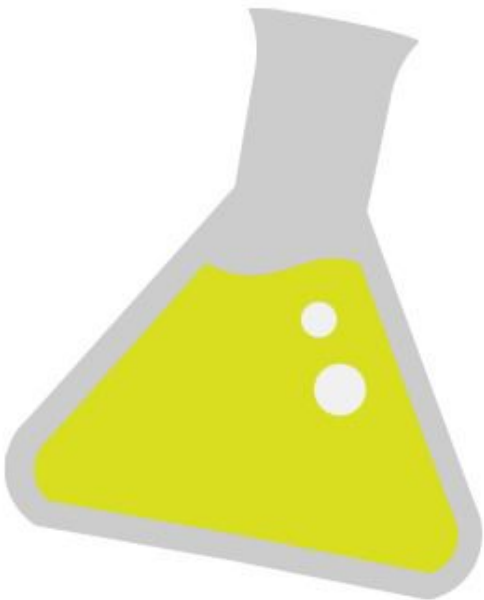











Easy Back to School Bingo:

Print off the bingo cards and key images on white cardstock. Cut out the key images so you can hold them up during the bingo game. These cards can be laminated so you can use them over and over again. You can use any small item to cover the bingo squares. Some examples are beans, coins, buttons, etc.